

2018-2019
ANNUAL
REPORT

rotary youth exchange



2018-2019 ANNUAL REPORT

TABLE OF CONTENTS

A message from 2018-19 Rotary International President Barry Rassin	1
Rotary Youth Exchange: Empowering the next generation of global leaders	2
2018-19 program highlights	3
2018-19 program statistics	4
Survey method	4
Program participation	4
Program reach and impact	9
Long-term exchanges	12
Short-term exchanges	15
Ending an exchange early	18
Alumni engagement	19
2019 Youth Exchange Officers Preconvention highlights	20
2018-19 Youth Exchange Committee	20

A MESSAGE FROM 2018-19 ROTARY INTERNATIONAL PRESIDENT BARRY RASSIN



During the 2018-19 Rotary year, I had the great honor to travel the world and see outstanding Rotarians in action. One of the highlights of the year was encountering the amazing Rotary Youth Exchange alumni who have gone on to have an incredible impact on the world.

One former exchange student had a prominent speaking role at the Rotary International Convention in Hamburg, Germany. Loriane Heide of Rio Negro, Brazil, is a Rotarian and psychologist whose life was transformed by Rotary Youth Exchange. She spoke eloquently about how Rotary opened her eyes to the world and put her in touch with people who share the same will and spirit.

Another Rotary Youth Exchange alumnus named Binish Desai was so inspired by his exchange in Waukegan, Illinois, USA, that he has devoted his life to service. He's now a founding member of the Rotary Club of Vibrant Valsad in India and founder of a company called Eco Electric Technologies, which turns waste products into items that people can use in their everyday lives.

We all want to change the world, and we all know that change starts from within. This passion is why Rotary Youth Exchange has been one of our strongest programs for so many years. When young people go on Rotary Youth Exchange, they open their eyes to a new world. They live in a new

country. They attend a new school and can become part of a new family. When they return home, their perspective on the world is forever changed.

Rotary Youth Exchange is a program that shares the very best of Rotary. It offers a lesson that can take a lifetime to learn: If we want to change the world, we must begin by changing ourselves.

My sincerest thanks to the thousands of Rotary members who organize the program, the host families who open their homes to students each year, and the countless others who counsel, teach, and impact the exchange students' lives. A special thanks to Rotex alumni associations for the guidance they provide to alumni of the program. Through your time and energy, you make Rotary Youth Exchange a program that promotes global understanding, empowers youth, and makes lasting connections for both volunteers and students alike.

Sincerely,

A handwritten signature in black ink, appearing to read 'Barry Rassin'. The signature is stylized with a large, sweeping 'B' and a long, horizontal flourish at the end.

Barry Rassin
Rotary International President,
2018-19

ROTARY YOUTH EXCHANGE: EMPOWERING THE NEXT GENERATION OF GLOBAL LEADERS

Each year, Rotary Youth Exchange gives thousands of students the opportunity to experience life in another part of the world. During short- and long-term exchanges, students develop new skills, build lifelong friendships, and gain a new perspective of themselves and the people around them that fosters an understanding and appreciation of different cultures. Rotary Youth Exchange inspires young leaders to serve as catalysts for peace and social justice in their local communities and throughout the world, long after their exchanges end. This program is possible because of the dedication, leadership, and passion of the tens of thousands of volunteers — Rotary members and nonmembers alike — who make this unique program so successful.



“When I look back, I can see how my life has been completely transformed by the generosity of the people I met through the Rotary Youth Exchange program. Today, I am more passionate about empowering others and making a significant impact in the lives of the people I meet because of the Rotarians who took the time and believed in me.”

— Jireh Mabamba

2018-19 PROGRAM HIGHLIGHTS



490

districts certified
to participate in
Rotary Youth
Exchange

128

countries and
territories in which
the program
operates

5,768

participating
Rotary clubs



9,333

exchange
students



28,218

total volunteers
14,955 Rotary member volunteers
13,263 nonmember volunteers



4,805

schools around the
world that hosted
exchange students



\$606,823

provided to students to support
their exchange
326 students received this financial aid



314

districts involved
students in local
community
service projects



15,020

host families
5,460 Rotary member host families
9,560 nonmember host families

2018-19 PROGRAM STATISTICS

SURVEY METHOD

Each year, Rotary surveys the districts to learn about their experiences with the program. The Rotary Youth Exchange Annual Report summarizes the survey findings and indicates trends, changes, and opportunities for improving and expanding the program's impact, reach, and ability to engage communities around the world.

Rotary Youth Exchange district chairs were asked in November and December 2019 to provide information about their district Rotary Youth Exchange programs for the 2018-19 Rotary year. We received responses from **484** out of 490 districts that are certified to participate in Rotary Youth Exchange — a **99 percent** response rate.

Districts in Germany are not included in this report because of General Data Protection Regulation (GDPR) concerns.

PROGRAM PARTICIPATION

Reported number of exchanges

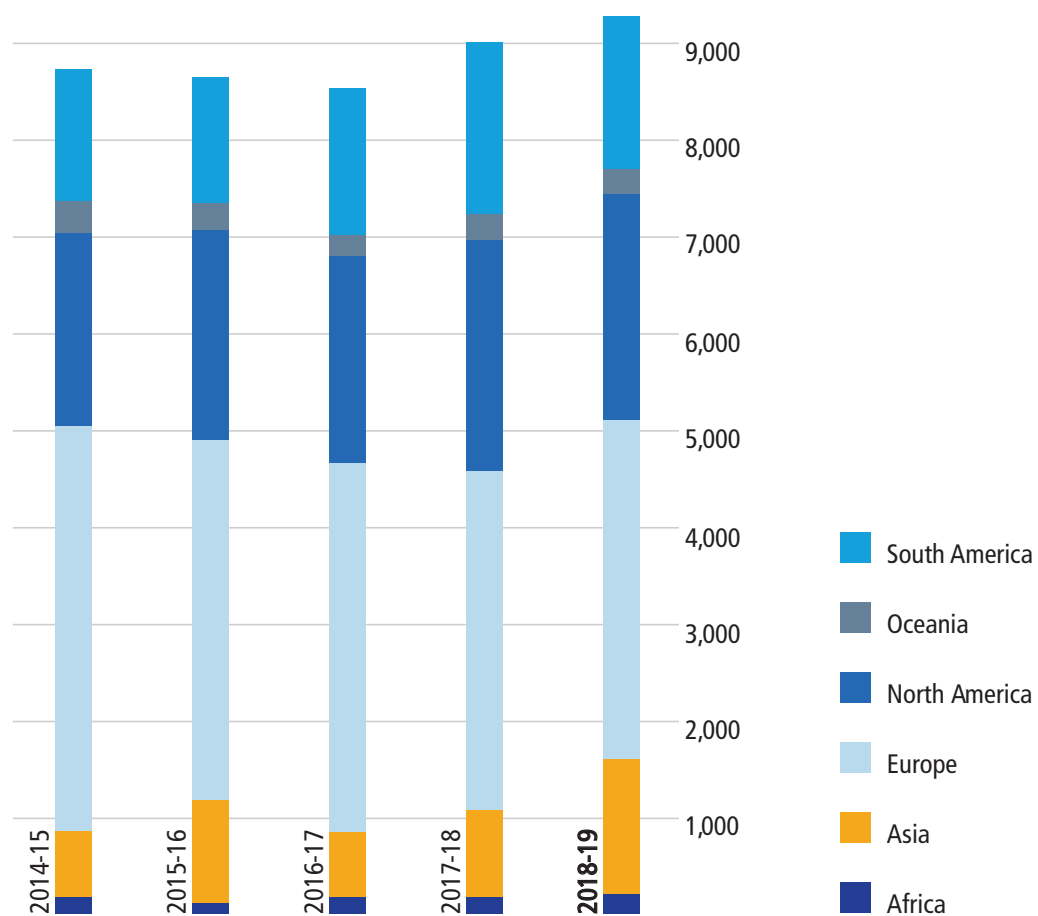
Districts reported **9,333** exchanges in 2018-19. In Asia, exchanges increased by **23 percent** over the previous year, while in South America, exchanges dropped by **12 percent**. The tables below show the number of exchanges by type of exchange and geographic area.

Type of Exchange	Exchanges Reported	Percentage of Exchanges
Long-term	6,501	70%
Short-term	2,832	30%
Total	9,333	100%



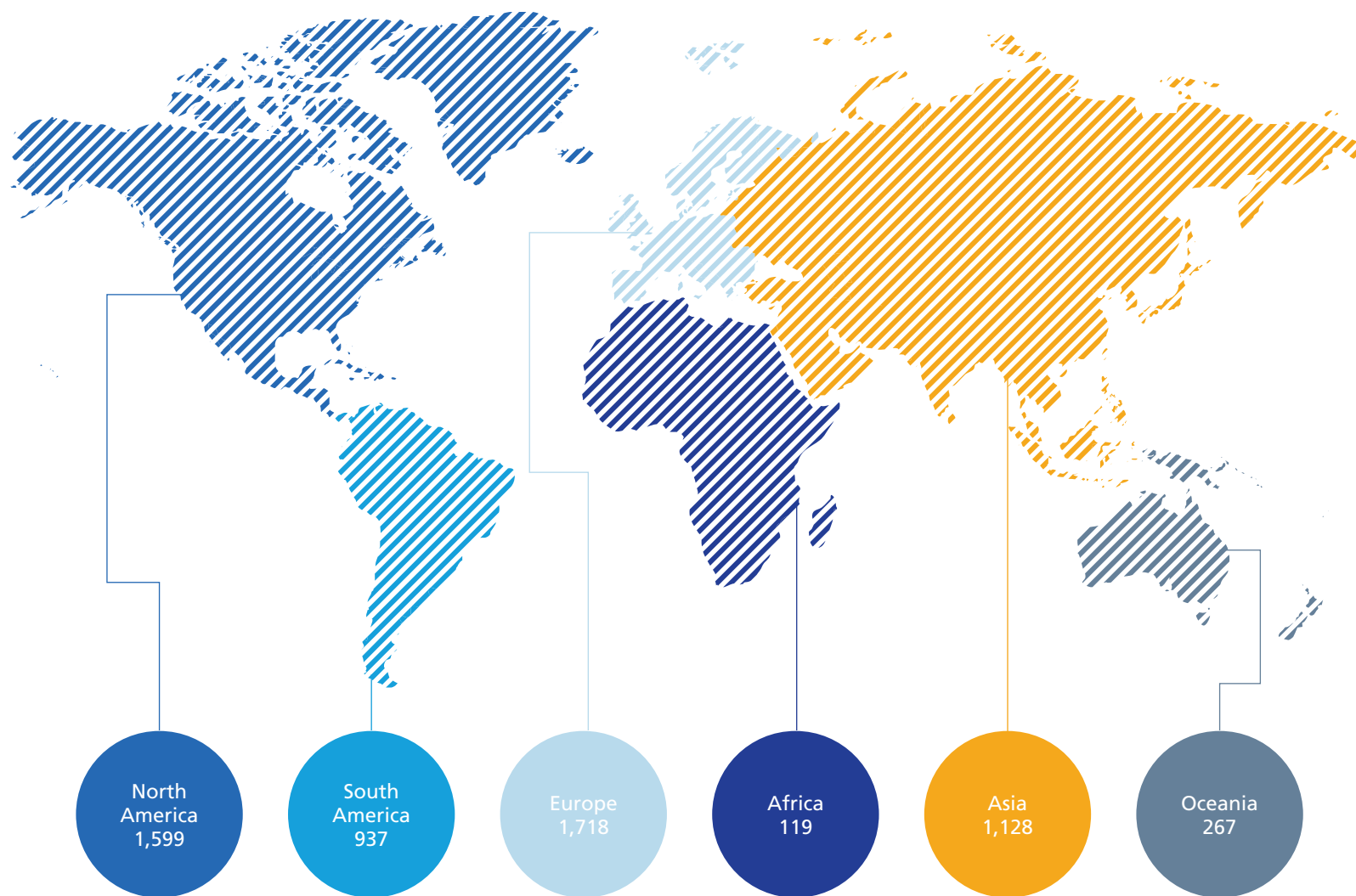
Geographic Area	2018-19		2017-18		2016-17	
	Exchanges Reported	Percentage of Exchanges	Exchanges Reported	Percentage of Exchanges	Exchanges Reported	Percentage of Exchanges
Africa	222	2%	170	2%	168	2%
Asia	1,400	15%	912	10%	693	8%
Europe	3,523	38%	3,524	39%	3,835	44%
North America	2,349	25%	2,381	26%	2,132	25%
Oceania	273	3%	283	3%	226	3%
South America	1,566	17%	1,783	20%	1,534	18%
Total	9,333	100%	9,053	100%	8,588	100%

2014-19 NUMBER OF EXCHANGES BY REGION

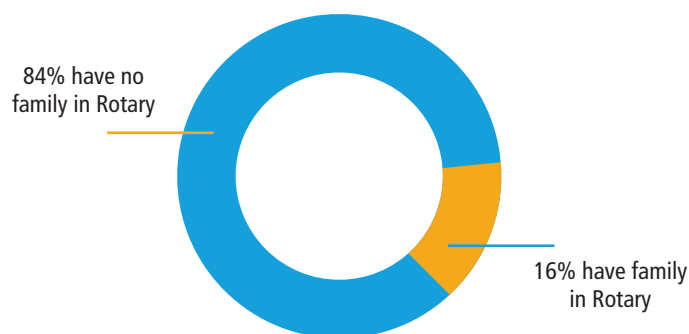


This graph portrays the total number of exchanges reported by region since the 2014-15 Rotary year.

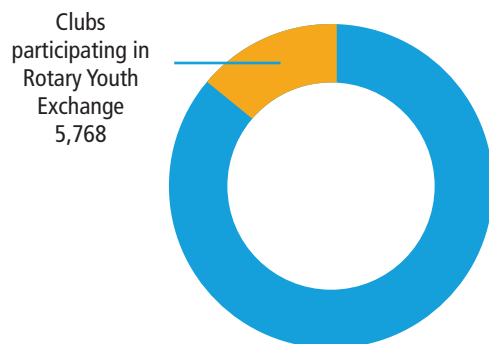
2018-19 ROTARY CLUB PARTICIPATION BY REGION



2018-19 EXCHANGE STUDENTS WITH A FAMILY MEMBER IN ROTARY



2018-19 ROTARY CLUB PARTICIPATION



Number of exchange students with a family member in Rotary

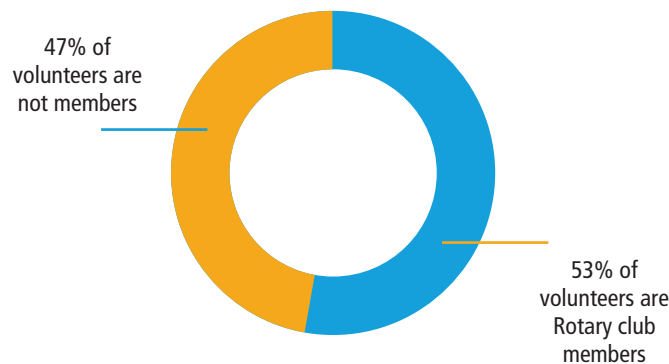
Districts reported that **1,507** (16 percent) students had a family member in Rotary while **7,830** (84 percent) Rotary Youth Exchange students did not. The opportunity to expand Rotary's reach and build public awareness through its exchange program is significant. Learn more about our reach and impact in the next section.

Rotary club participation

Districts reported that **5,768** Rotary clubs participated in Rotary Youth Exchange during the 2018-19 Rotary year — or **16 percent** of the total number of Rotary clubs worldwide. Club participation in the program has increased by approximately **3 percent** (187 clubs) since the 2017-18 Rotary year.

PROGRAM REACH AND IMPACT

VOLUNTEER ENGAGEMENT



FINANCIAL ASSISTANCE FOR STUDENTS



326

students received
financial aid
totaling \$606,823

HOST SCHOOL INVOLVEMENT



4,805

schools around the
world that hosted
exchange students

Volunteer engagement

To understand how Rotary Youth Exchange expands Rotary's reach and ability to engage communities around the world, we asked districts to tell us how many volunteers participated in the program in 2018-19. A total of **28,218** volunteers, both Rotary members and nonmembers, supported the program. Of the total number of volunteers, **13,263** (47 percent) were nonmembers, showing Rotary's ability to engage communities through Rotary Youth Exchange.

Financial assistance for students

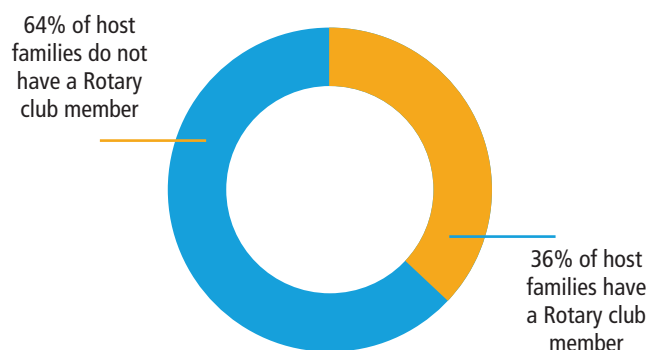
Sponsor districts gave financial assistance to **326** Rotary Youth Exchange students, totaling **\$606,823**. A student's financial need was the main criterion for financially supporting a student's exchange and personal motivations for participating.

Host school involvement

Long-term exchange students are required to attend school while on exchange, giving students the opportunity to connect with local peers and teachers while experiencing academic life in a new culture and language. A reported total of **4,805** local schools agreed to host Rotary Youth Exchange students in 2018-19.



HOST FAMILY ENGAGEMENT



Region	Host Families With a Rotary Member	Host Families Without a Rotary Member
Africa	18%	82%
Asia	71%	29%
Europe	22%	78%
North America	31%	69%
Oceania	56%	44%
South America	40%	60%

Host family engagement

A host family is a vital part of a successful exchange experience. By immersing the student in their family life and community's activities, host families give exchange students a unique view of their country. Host families also have the opportunity to learn about a new culture from their exchange student. Many host families and students remain close long after the exchange ends.

Districts were asked how many host families participated, and of the total, how many were Rotary club members. They reported **15,020** volunteers served as host families during the 2018-19 Rotary year. Of these, **5,460** (36 percent) were members of Rotary while **9,560** (64 percent) were nonmembers.

The table shows the percentage of host families by region, broken down by those who were members of Rotary and those who were not. In Asia and Oceania, the majority of host families had a parent who was a member of Rotary, while the majority of families volunteering to host students in Africa, Europe, and North and South America did not have a parent who was a member of Rotary.

COMMUNITY SERVICE PROJECTS

Contributing to the care and development of their host communities is an important part of the Rotary Youth Exchange program. In the 2018-19 Rotary year, 314 districts reported that they involved their inbound students in service projects within their local host communities. To help their host communities, students:



Cleaned up beaches, forests & roadsides, and planted trees & flowers



Visited with and organized activities for the elderly



Built homes in developing communities



Collected clothing for children in need



Prepared and served meals at local homeless shelters



Helped with various fundraisers benefiting End Polio Now

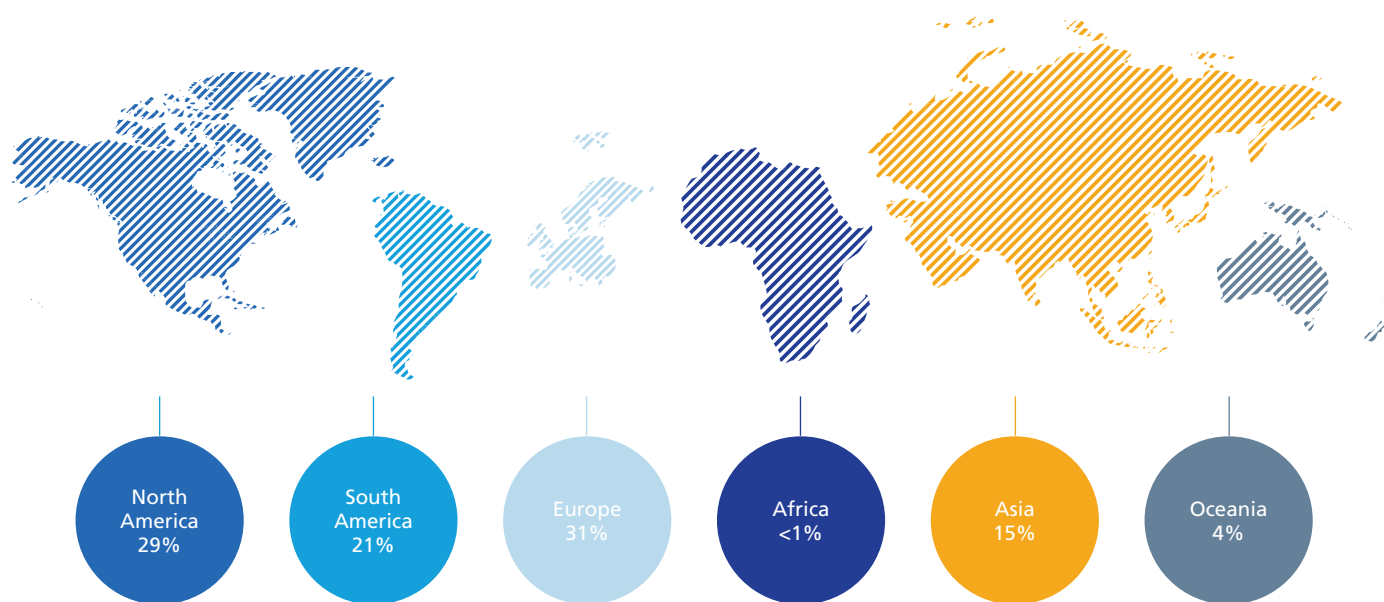


[CLICK TO LEARN MORE](#)

LONG-TERM EXCHANGES

Long-term exchanges last a full academic year. During that time, students often live with more than one family in the host country while attending school there. In the 2018-19 Rotary year, **393** districts hosted **6,501** long-term exchanges, representing **70 percent** of all Rotary Youth Exchange activity. This is an increase of **203** reported long-term exchanges compared to the 2017-18 Rotary year. Europe hosted the majority of long-term exchanges, followed closely by North America. The chart below shows the percentage of exchanges by region.

2018-19 LONG-TERM EXCHANGES HOSTED BY REGION



INBOUND SERVICE PROJECTS: IMAGINING NEW POSSIBILITIES

Rotary Youth Exchange is a positive force in the lives of those who organize, experience, and witness it in communities around the world. This group of inbound students in Brazil had an opportunity to not only learn Portuguese but also Brazilian Sign Language, which they used to develop a closer relationship with hearing-impaired students in the community.



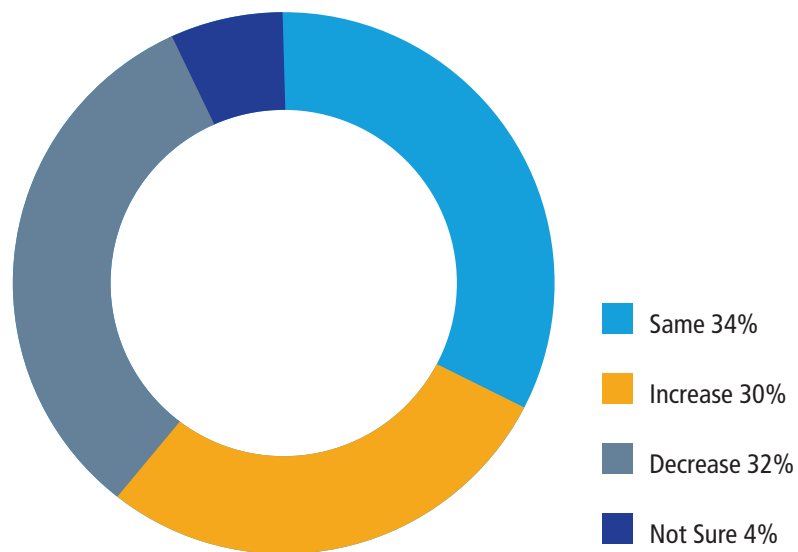
LONG-TERM EXCHANGES BY COUNTRY OR TERRITORY

HOST COUNTRY	NUMBER	PERCENTAGE
United States	1,176	17%
Brazil	693	11%
France	552	8%
Mexico	521	8%
Taiwan	401	6%
Italy	253	4%
Belgium	212	3%
Argentina	207	3%
Japan	206	3%
Australia	203	3%
Canada	186	3%
Denmark	179	3%
Spain	128	2%
Chile	123	2%
Austria	120	2%
Thailand	110	2%
Finland	108	2%
India	98	2%
Switzerland	95	1%
Peru	83	1%
Ecuador	82	1%
Colombia	79	1%
Netherlands	64	1%
Paraguay	34	1%
Korea	58	1%

HOST COUNTRY	NUMBER	PERCENTAGE
Sweden	57	1%
Poland	53	1%
Czech Republic	45	1%
New Zealand	43	1%
Hungary	38	1%
Slovakia	38	1%
Bolivia	35	1%
Norway	34	1%
Turkey	34	1%
Indonesia	24	<1%
Philippines	24	<1%
South Africa	19	<1%
Romania	17	<1%
Russian Federation	14	<1%
Croatia	11	<1%
Lithuania	11	<1%
Zimbabwe	9	<1%
Reunion	7	<1%
Bermuda	4	<1%
Iceland	3	<1%
Botswana	2	<1%
Greenland	2	<1%
England	1	<1%
Latvia	1	<1%
Uruguay	1	<1%
TOTAL	6,501	

This table shows the number and percentage of long-term exchanges hosted by country or territory, organized from largest to smallest.

NUMBER OF LONG-TERM EXCHANGES



Long-term exchange trends and challenges

Districts were asked to compare the number of long-term exchanges in 2018-19 with previous Rotary years.

The top three reasons districts cited for an increase or decrease in long-term exchanges are listed below. The data suggests that interest and participation from communities, especially students and Rotary clubs, are vital to the growth of Rotary Youth Exchange.

Top 3 reasons for an increase in long-term exchanges

1. Increased participation from Rotary clubs
2. Increased interest from youth
3. Stronger relationships with partner districts

Top 3 reasons for a decrease in long-term exchanges

1. Lack of interested Rotary clubs
2. Lack of interested youth
3. Lack of interested host families

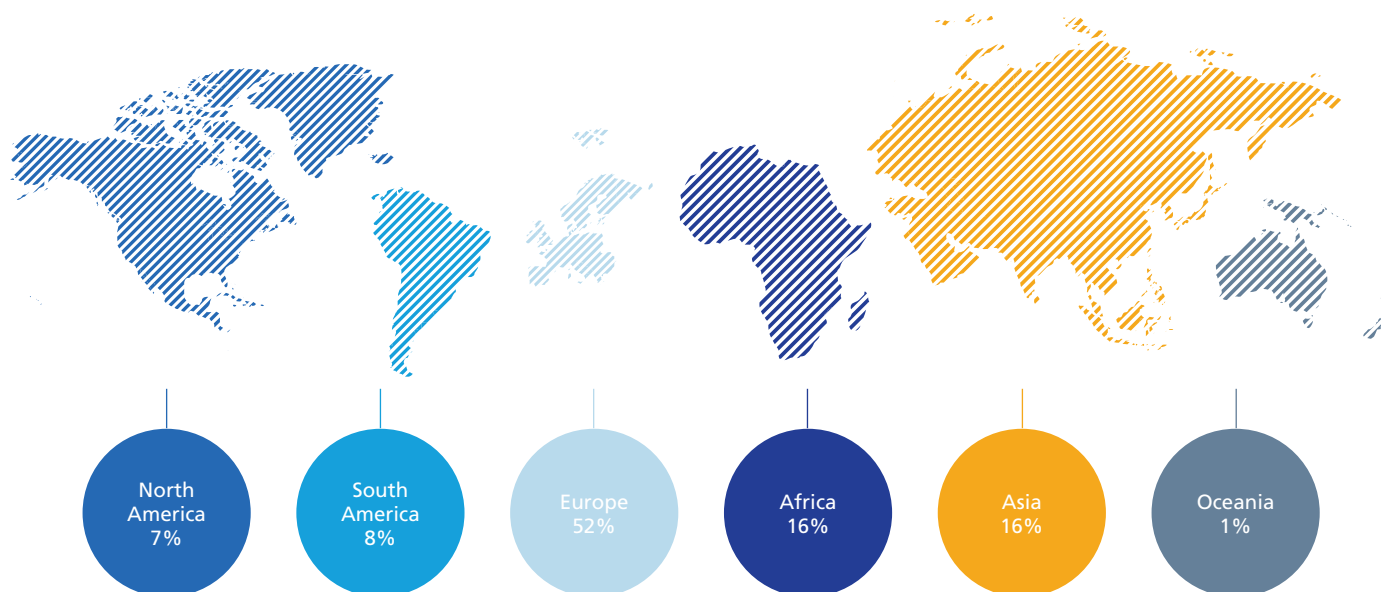


[CLICK TO LEARN MORE](#)

SHORT-TERM EXCHANGES

Short-term exchanges last from several days to three months. They are often structured as youth camps, tours, or homestays that take place when school isn't in session. In the 2018-19 Rotary year, **238** districts hosted **2,832** short-term exchanges, representing **30 percent** of all Rotary Youth Exchange activity. This is a decrease of **77** exchanges compared to the 2017-18 Rotary year. Similar to the 2016-17 and 2017-18 Rotary years, homestays were the most common type of short-term exchange. The chart below shows the percentage of exchanges by region.

2018-19 SHORT-TERM EXCHANGES HOSTED BY REGION



HOST FAMILY STORY: A WORLDWIDE ENSEMBLE

Sharon Bay, a member of the San Diego Downtown Breakfast Rotary Club in California, USA, was excited to host short-term exchange students for her district's MusiCamp Youth Exchange program after her past experience hosting an exchange student from Bolivia. Bay and her family have hosted five Rotary Youth Exchange students and maintain lasting friendships with many of them.



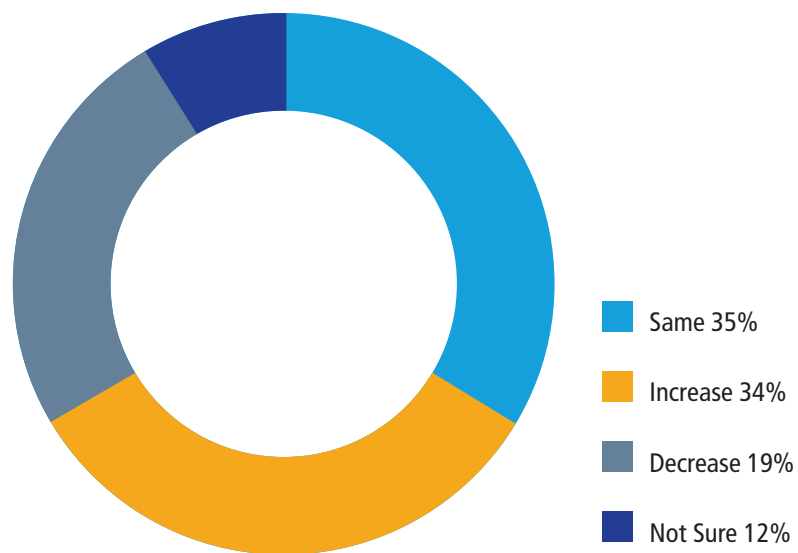
SHORT-TERM EXCHANGES BY COUNTRY OR TERRITORY

HOST COUNTRY	NUMBER	PERCENTAGE
United States	344	12%
France	255	9%
Italy	236	8%
Taiwan	153	5%
Spain	141	5%
Netherlands	138	5%
South Africa	125	4%
Brazil	118	4%
Turkey	103	4%
Japan	102	4%
Argentina	94	3%
Czech Republic	88	3%
Korea	79	3%
Denmark	78	3%
Finland	78	3%
Austria	68	2%
Switzerland	65	2%
Mexico	64	2%
Canada	54	2%
Romania	46	2%
England	39	1%
India	39	1%
Belgium	35	1%

HOST COUNTRY	NUMBER	PERCENTAGE
Hungary	34	1%
Botswana	29	1%
Egypt	28	1%
Russian Federation	27	1%
Poland	26	1%
Sweden	24	1%
Australia	19	1%
Lithuania	15	1%
Norway	14	<1%
Croatia	12	<1%
Philippines	12	<1%
Bulgaria	8	<1%
New Zealand	8	<1%
Thailand	6	<1%
Chile	5	<1%
Zimbabwe	5	<1%
Colombia	4	<1%
Ecuador	3	<1%
Slovenia	3	<1%
Ireland	2	<1%
Paraguay	2	<1%
Wales	1	<1%
Bolivia	1	<1%
TOTAL	2,832	

This table shows the breakdown of short-term exchanges by country or territory, organized from largest to smallest.

NUMBER OF SHORT-TERM EXCHANGES



Short-term exchange trends and challenges

Districts were asked to compare the number of short-term exchanges in 2018-19 with previous Rotary years.

The top three reasons districts cited for an increase or decrease in short-term exchanges are listed below. The data suggests that interest from youth and Rotary clubs is paramount to the success of short-term exchange programs. Furthermore, a strong relationship between partner districts appears important to growing short-term exchange programs.

Top 3 reasons for an increase in short-term exchanges

1. Increased interest from youth
2. Increased participation from Rotary clubs
3. Stronger relationships with partner districts

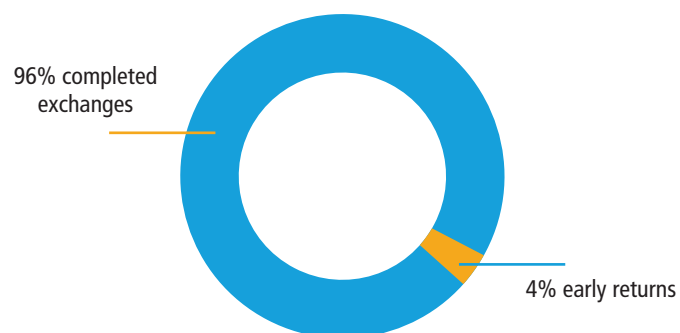
Top 3 reasons for a decrease in short-term exchanges

1. Lack of interested youth
2. Lack of interested Rotary clubs
3. Lack of interested partner districts

ENDING AN EXCHANGE EARLY

ROTARY YOUTH EXCHANGE COMPLETION RATE

Districts reported **395** long-term exchanges ended early in 2018-19, comprising **4 percent** of all exchanges. No short-term early returns were reported. In 2018-19, the percentage of completed exchanges remained the same as the previous Rotary year at 96 percent.



REASONS FOR ENDING AN EXCHANGE EARLY

Homesickness continues to be the most frequent reason given for students returning early from their exchanges. Here are the reasons districts cited for early returns.

Early Return Reasons	Number
Homesickness	103
Poor attitude	82
Rule violation	77
Physical health	33
Mental health	28
School requirements in home country	12
Problems with host family	8
Breach of law	6
Problems with host club	6
Problems at school	1
Other	39
Total	395

[CLICK TO LEARN MORE](#)

ALUMNI ENGAGEMENT

A total of 10 new Rotex alumni associations were chartered during the 2018-19 Rotary year. Rotex alumni associations are groups of Rotary Youth Exchange alumni who come together to network and volunteer with their local Youth Exchange program.

Rotex Alumni Associations Chartered in 2018-19

Rotary District 1461 Rotex Alumni Association — Denmark

Rotary Districts 1841 and 1842 Rotex Alumni Association — Germany

Rotary District 1890 Rotex Alumni Association — Germany

Rotary District 1900 Rotex Alumni Association — Germany

Rotary District 2410 Rotex Alumni Association — Sweden

Rotary District 2780 Rotex Alumni Association — Japan

Rotary District 3054 Rotex Alumni Association — India

Rotary District 4310 Rotex Alumni Association — Brazil

Rotary District 5130 Rotex Alumni Association — USA

Rotary District 5970 Rotex Alumni Association — USA

In the 2018-19 Rotary year, **399** districts (82 percent) reported involving former Rotary Youth Exchange students (including Rotex) in their Rotary Youth Exchange program activities.

According to the survey results, **3,017** former Rotary Youth Exchange students are actively participating in other Rotary programs in the 2019-20 Rotary year.

ALUMNI HIGHLIGHT: A KEY TO GLOBAL CITIZENSHIP

Marie Tornquist learned the value of understanding and appreciating other cultures through her Rotary Youth Exchange. Following her yearlong exchange in Brazil, the U.S. native began living and working in China. “Being able to relate to the people around me is what has helped me to be successful and thrive in many places around the world,” says Tornquist.



2019 YOUTH EXCHANGE OFFICERS PRECONVENTION HIGHLIGHTS

More than 500 members of the Rotary Youth Exchange community gathered in Hamburg, Germany, 31 May-1 June, at the Youth Exchange Officers Preconvention, held before the start of the Rotary International Convention. Participants from around the world had the chance to network, share their Rotary Youth Exchange experiences, and hear from Rotary Youth Exchange leaders. During breakout sessions, they learned best practices, participated in innovative workshops, and had lively discussions.

Preconvention highlight: A current dual member of Rotaract and Rotary, Maximiliano Toledo spoke about his experience as a Rotary Youth Exchange student at the preconvention's closing session. He encouraged leaders to involve inbound students and alumni in club activities to make them feel more a part of Rotary. He also asked the audience to continue believing in the students they support: "You could be in front of a future international leader."

Find all of the Youth Exchange Officers Preconvention presentations [here](#).



2018-19 YOUTH EXCHANGE COMMITTEE

Chair

Bruce Goldsen — USA

Vice Chair

George Wood — USA

Members

Maria Leticia Martins Campos Ferreira — Brazil
Andrea Cremoncini — Italy
Frank Portelli — Australia
Liisa Stjernberg — Finland

Director Liaison

Keiichi Ishiguro — Japan

rotary
youth
exchange



**LEARN MORE ABOUT
ROTARY YOUTH EXCHANGE
ON ROTARY.ORG**

Email youthexchange@rotary.org for questions about the program.